






# Combustion gas analyser KIGAZ 310



## KEY POINTS

-  **O<sub>2</sub> long life sensor**
-  **CO-H<sub>2</sub>, NO, NO<sub>2</sub>, SO<sub>2</sub>, CH<sub>4</sub> interchangeable sensors**
-  **CO dilution**
-  **Auto-zeroing in the flue**
-  **Gas flow auto-setting**

 **KIGAZ MOBILE Application**

- Single connector
- Intuitive graphic interface
- Interchangeable probe
- LED on the probe handle to light dark areas
- Built-in water trap with max level alarm
- 2 Go memory (100 000 measurements)
- Built-in printer
- 3 pressure sensors

## FEATURES OF THE INSTRUMENT

<b>GAS</b>	- Autozeroing in the flue - CO dilution up to 5% <sup>1</sup>	Flue gases CO and CO <sub>2</sub> , ambient CO max	Interchangeable sensors: long life O <sub>2</sub> , COH <sub>2</sub> , NO, NO <sub>2</sub> , SO <sub>2</sub> , CH <sub>4</sub> (optional)	Excess air Losses	Efficiency > 100%
<b>PRESSURE</b>	Differential pressure measurement	High accuracy draft measurement with autozero by solenoid valve	Gas flow auto-setting		
<b>TEMPERATURE</b>	Ambient temperature	Flue gas temperature	Delta Temperature	DHW Temperature 2 thermocouples	Dew point temperature
<b>OTHER FUNCTIONS</b>	15 programmed combustibles <sup>2</sup>	Adding 5 combustibles by the user	Opacity index		

<sup>1</sup>With an accuracy of ±10% of the measurement

<sup>2</sup>**Combustibles:** Sahara/Fos-sur-Mer Natural Gas, Groningen Natural Gas, Russia/North Sea Natural Gas, Propane, LPG, Butane, Light Oil, Heavy Oil, Bituminous coal, Hard coal, Coke gas, Bio fuel 5%, Wood 20%, Wood-chip 21%, Pellet 8%

## MEASURING RANGE

Parameters	Sensor	Measuring range	Resolution	Accuracy*	T <sub>90</sub> response time
Long life O <sub>2</sub>	Electrochemical	From 0 % to 21 %	0.1 % vol.	±0.2 % vol.	30 s
CO (with H <sub>2</sub> compensation)	Electrochemical	From 0 to 8000 ppm	1 ppm	From 0 to 200 ppm: ±10 ppm From 201 to 2000 ppm: ±5 % of the measured value From 2001 to 8000 ppm: ±10 % of the measured value	30 s
NO	Electrochemical	From 0 to 5000 ppm	1 ppm	From 0 to 100 ppm: ±5 ppm. From 101 to 5000 ppm: ±5 % of the measured value	30 s
Low range NO	Electrochemical	From 0 to 500 ppm	0.1 ppm	From 0 to 100 ppm: ±2 ppm From 101 to 500 ppm: ±2 % of the measured value	30 s
NOx	Calculated**	From 0 to 5155 ppm	1 ppm	-	-
NO <sub>2</sub>	Electrochemical	From 0 to 1000 ppm	1 ppm	From 0 to 100 ppm: ±5 ppm. From 101 to 1000 ppm: ±5 % of the measured value	80 s
SO <sub>2</sub>	Electrochemical	From 0 to 5000 ppm	1 ppm	From 0 to 100 ppm: ±5 ppm. From 101 to 5000 ppm: ±5 % of the measured value	80 s
CO <sub>2</sub>	Calculated**	From 0 to 99 % vol	0.1% vol	-	-
CH <sub>4</sub>	Semiconductor	From 0 to 10000 ppm From 0 to 1 % Vol From 0 to 20 %LEL	1 ppm 0.0001 % Vol 0.002 %LEL	±20 % of full scale	40 s
Flue gas temperature	K thermocouple	From -100 to +1250 °C	0.1 °C	±0.4 % of the measured value or ±1.1 °C	45 s
Ambient temperature	Internal NTC	From -20 to +120 °C	0.1 °C	±0.5 °C	
Ambient temperature	Pt100 (1/3 DIN external probe)	From -50 to +250 °C	0.1 °C	±0.3 % of the measured value ±0.25 °C	30 s
Dew point temperature	Calculated**	From 0 to +99 °Ctd	0.1 °C	-	-
DHW temperature	TcK (external probe)	From -200 to +1300 °C	0.1 °C	±0.4 % of the measured value or ±1.1 °C	-
Draft	Piezoelectric	From -10 to +10 Pa From -1000 to +1000 Pa	0.1 Pa 1 Pa	From -100 to -10 Pa: ±2 Pa From -10 to +10 Pa: ±0.5 Pa From +10 to +100 Pa: ±2 Pa Above: ±2 % of the measured value	-
Differential pressure	Piezoelectric	From -20 000 to +20 000 Pa	1 Pa	From -20 000 to -751 Pa: ±0.5 % of the measured value ±4.5 Pa From 750 to -61 Pa: ±0.9 % of the measured value ±1.5 Pa From -60 to 60 Pa: ±2 Pa From 61 to 750 Pa: ±0.9 % of the measured value ±1.5 Pa From 751 to 20 000 Pa: ±0.5 % of the measured value ±4.5 Pa	-
Losses	Calculated**	From to 100%	0.1%	-	-
Flue gas velocity	Calculated**	From to 99.9 m/s	0.1 m/s	-	-
Excess air (λ)	Calculated**	From 1 to 9.99	0.01	-	-
Lower efficiency (η <sub>s</sub> )	Calculated**	From 0 to 100%	0.1 %	-	-
Higher efficiency (η <sub>t</sub> ) (condensation)	Calculated**	From 0 to 120%	0.1%	-	-
Opacity index	External instrument	From 0 to 9	-	-	-

\*All accuracies indicated in this document were stated in laboratory conditions and can be guaranteed for measurements carried out in the same conditions, or carried out with required compensation.

\*\*Calculation is made based on the measured values by the analyser.

## TECHNICAL FEATURES

Dimensions	Instrument: 331 x 112 x 86 mm; Flue gas probe: 300 mm; Cable length: 2.50 m
Weight (battery included)	1120 g
Display	TFT 3.5" colour screen
Keypad	Elastomer keypad; 3 function keys; OK key; 4 direction arrows; ON/OFF key; Escape key
Material	Housing and probe: ABS; Probe cable: neoprene; Contact duct: PA 6.6 reinforced 30 % glass fiber
Communication	USB / Bluetooth® (optional)
Protection	IP40

## TECHNICAL FEATURES (follow-up)

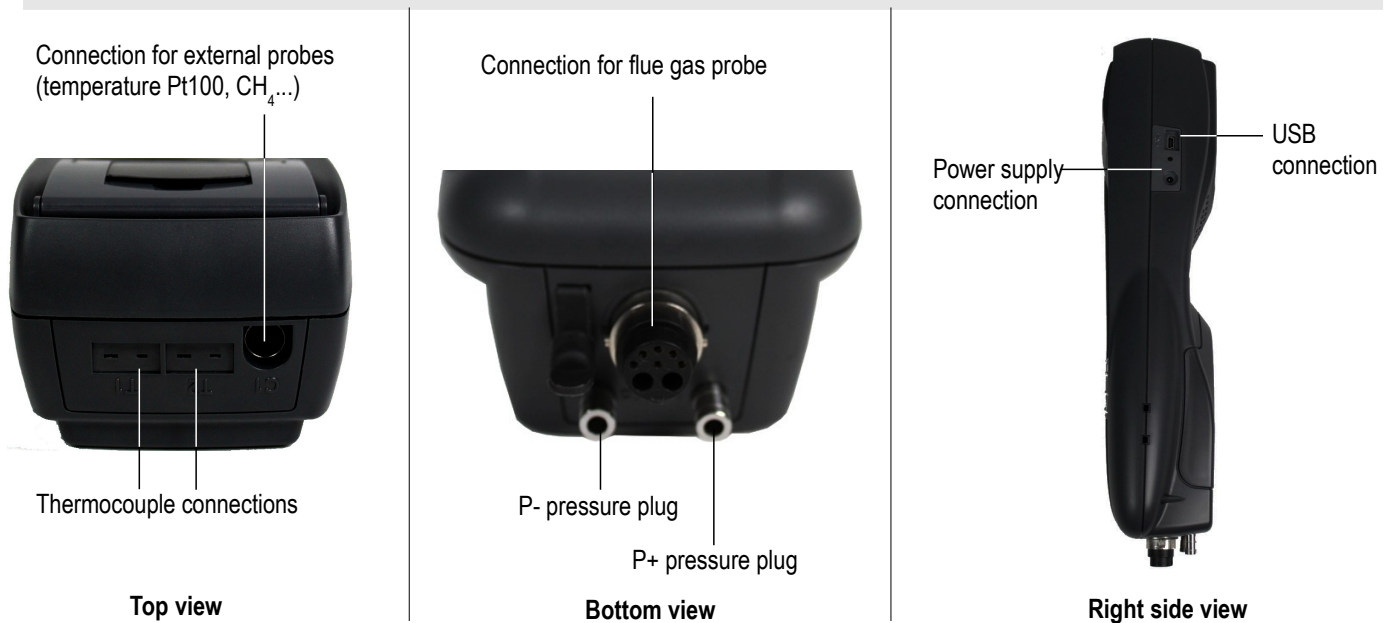
<b>Battery life / Power supply</b>	10 h in continuous operating / Li-Ion battery 3.6 V 4400 mA Voltage of power supply : 100-250 VAC, 50-60 Hz
<b>Battery charging time</b>	10 h
<b>Operating / storage temperature</b>	From +5 to +50 °C / From -20 to +50 °C. Altitude: from 0 to 2000 m.

## INSTRUMENT DESCRIPTION

### > Overview



### > Connections






Analysers menu



Example of analysis



DHW network temperature



Ambient CO checking

SUPPLIED WITH

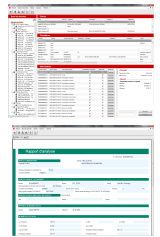
Model	KIGAZ 310 CLA	KIGAZ 310 STD	KIGAZ 310 PRO
Supplied with			
Number of interchangeable sensors	2 (O <sub>2</sub> long life, and CO-H <sub>2</sub> )	3 (O <sub>2</sub> long life, CO-H <sub>2</sub> and NO)	4 (O <sub>2</sub> long life, CO-H <sub>2</sub> , NO, NO <sub>2</sub> or SO <sub>2</sub> )
Scalable	Yes: CH <sub>4</sub> , NO, NO <sub>2</sub> , SO <sub>2</sub>	Yes: CH <sub>4</sub> , NO <sub>2</sub> , SO <sub>2</sub>	-
Calibration certificate	Yes	Yes	Yes
Transport case	Yes	Yes	Yes
300 mm flue gas probe	Yes	Yes	Yes
Magnetic protective cover	Yes	Yes	Yes
Differential pressure kit	Yes	Yes	Yes
LIGAZ-2 software	Yes	Yes	Yes



The analysers are supplied with the LIGAZ-2 software

The LIGAZ-2 software allows:

- Database creation (customers, boilers, inspections)
- Inspections downloading and printing
- Synchronization instrument/PC (customers, boilers, inspections).
- Analyser configuration



Transport case



LIGAZ-2 software

ACCESSORIES\*



**LOGAZ-2:** Software allowing database creation (customers, boilers and inspections), inspections downloading and printing, customizable procedure reports creation, inspection planification, on-site service contracts management (operator planning, customer care) and real-time measurements visualization and recording.



- SCOT: Ambient CO probe



- SCO2T: Ambient CO<sub>2</sub> probe



- SPA 150SP: Ambient Pt100 probe



- SKCL 150: Thermocouple probe



- SCI: Ionisation current measurement probe



- PSK-180: Flue gas with interchangeable contact duct, 180 mm length, use up to 500 °C

- PSK-300: Flue gas with interchangeable contact duct, 300 mm length

- PSK-750: Flue gas with interchangeable contact duct in INCONEL, 750 mm length

- PSK-1000: Flue gas with interchangeable contact duct in INCONEL, 1000 mm length



- SDFG: Gas leak detection probe (CH<sub>4</sub>)



- PMO: Opacity pump  
Supplied with 50 filters and a reference table



- KEG: Gas network tightness kit



Data download and instrument configuration by PC.

Connection to the KIGAZ MOBILE application:

- Graphic visualization
- Saving
- Exportation under CSV, XML, PDF format
- Reports sending by e-mail



KIGAZ MOBILE application for smartphones and tablets



\*See the technical data sheet of accessories for KIGAZ for more details.

[www.kimo.fr](http://www.kimo.fr)

Distributed by :



**EXPORT DEPARTMENT**  
Tel : + 33. 1. 60. 06. 69. 25 - Fax : + 33. 1. 60. 06. 69. 29  
e-mail : [export@kimo.fr](mailto:export@kimo.fr)